



Welcome back to Sonoma Raceway! You are scheduled to run on **Wednesday 5/1/24**. Weather looks amazing!

HOD will not have access to the paddock on Tuesday until after 6pm or as directed by the track staff. Plan to park in Lot 2 as directed by the gate staff until they release the paddock to HOD.

Please click on the link to review important policies regarding your day with HOD.

<https://www.hookedondriving.com/important-policies-and-forms>

Important Attachments: Event Schedule, For New Drivers a What to Expect Note, Garage Assignments

Review the Paddock Parking Map... we have only A Paddock for this event. Keep fire lanes open. If you have a large truck and trailer, please park nearer to the cafe to help with keeping fire lanes clear.

Event Logistics:

- Vehicle or trailer drop off is, again, after 6pm or as directed by the track staff.
- Keep in mind that the paddock will be noisy in the morning at 5am or so... as they could be moving walls and sweeping. Lot 2 is nice and quiet if you're staying overnight.
- Track goes hot at 8:00am with the C group.
- Check-in will be in garage 1, beginning at 6:45am. You will get your wristband, run group letter and lunch ticket.
- If you pre-paid online for car numbers, you will get them near check-in. The same with a prepaid guest lunch ticket.
- If you have a passenger, they will need to check-in, sign waivers and get a wristband.
- Just a reminder, if you have a minor coming to get a ride or participate as a driver, the waiver must be signed and completed by both parents, or both legal guardians. See important documents page on the website.
- Long Pants are required by Sonoma Raceway for anyone driving, as a passenger or a crew member wanting to be in the hot pit lane. Also anyone who is in the hot pit lane, must have an HOD wristband and must have signed in at check-in. No spectators in the hot pit lane.
- Driver meetings are mandatory for **all** drivers.
- No alcohol to be consumed anywhere on track property before the final checkered flag, even if your sessions are done for the day.

C group meets at 7:30 in garages 3-4.

A group meets at 7:30 inside the media center in front of the grid.

B group meets at 7:50 in garages 3-4.

D group meets at 8:10 in garages 3-4.

PLEASE LISTEN TO THE ANNOUNCEMENTS DURING THE DAY. MEETING SITES MAY CHANGE AND THERE MAY BE A MANDATORY MEETING CALLED DURING THE DAY.

Helmets - All helmets must have a SA2015 manufacturer label or newer. Helmets must have an HOD helmet sticker. If you don't have the HOD sticker yet, please bring your helmet to check-in for inspection. If your helmet has a 2015 or newer HOD sticker already, you do not need to bring it to check-in. No Motorcycle helmets please. These will have a "M" on the inside sticker rather than SA. Rentals available for \$30 for the day. We now also have HANS devices for rent for \$50 per day. If you, as a driver, have a 5 or 6 point harness, then your passenger must also have the same safety gear as you.

Important Notes:

- Please remove or stow all loose gear before going to the grid.
- Front windows must be down while on track.
- If you have a tow hook install it.
- All cars must have 6-inch numbers on each side. HOD will have numbers for sale onsite. Already have numbers, let us know which one at check-in. Prefer bringing blue tape? You are good to go!

We are working with the Raceway Cafe for lunch. Lunch will be served at the cafe. Lunch is available from 11:30 to 1:30. If you are done with your morning track sessions, head on over to get your lunch to avoid long lines. We are unable to add guest lunches the day of the event, but the cafe will be open so they can buy direct from the front windows.

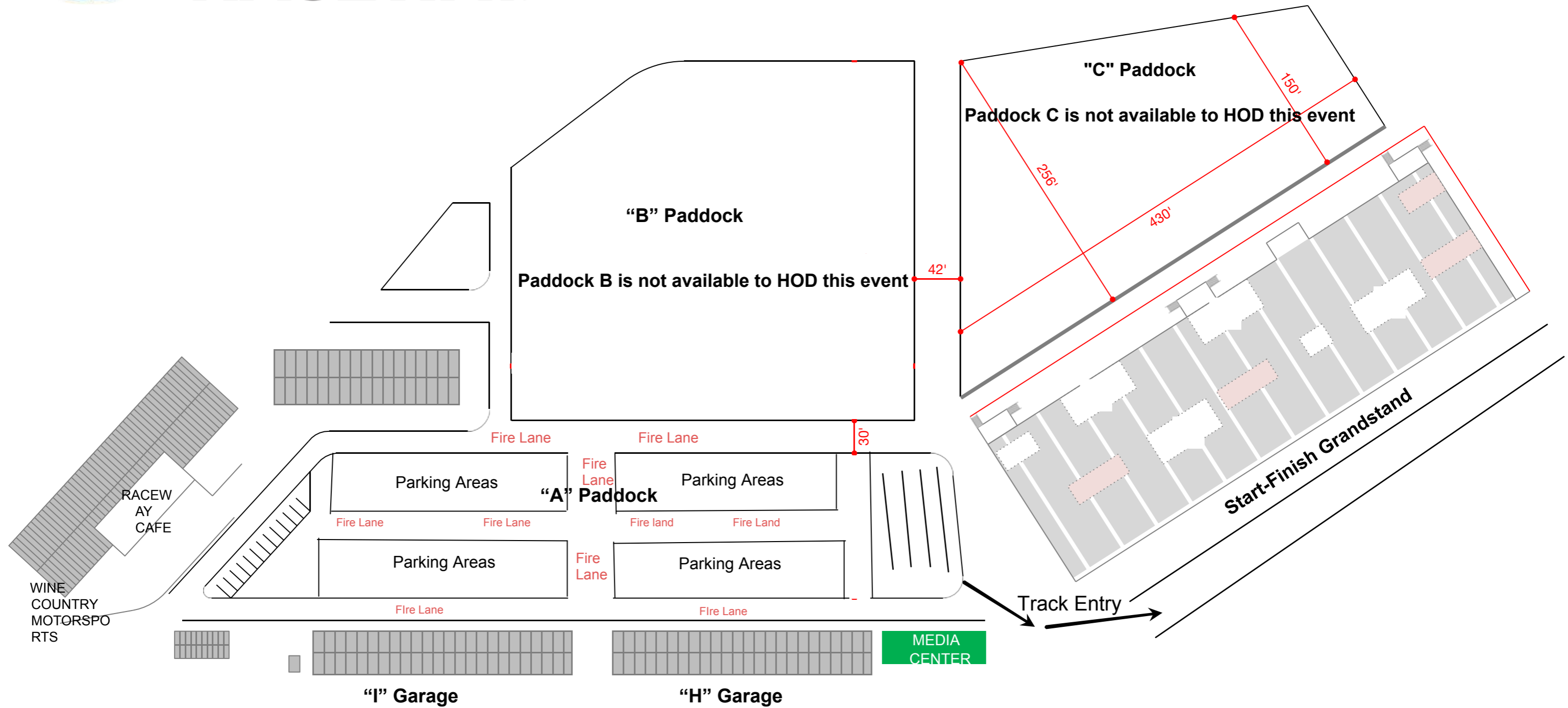
Thank you from the entire Hooked On Driving team!! If you have any questions, feel free to email or give me a call. I look forward to seeing you at the track!!!

Teri Barrett  
Operations Manager  
707 495 0374  
TeriB@HookedOnDriving.com  
www.hookedondriving.com



# SONOMA RACEWAY®

## Hooked On Driving



Please park nose to tail in the parking areas, leaving the fire lanes open.

## Head and Neck Restraint Requirement

As of 1/1/19, updated 9/6/2023, HOD nationally, requires FIA or SFI certified Head and Neck Restraints (HNR) for any drivers and/or passengers in cars equipped with and utilizing 5 or 6 -point harnesses during an HOD event.

Currently, approved head and neck restraint systems are:

- NecksGen
- HANS
- Schroth SHR Flex
- Stand 21 Ultimate, Hitech, and Club Series
- Z Neck Tech (Zamp)
- Simpson Hybrid S

HOD strongly recommends the use of one of the devices with a 4-point belt system.

The HNR systems listed above have not been certified for 4-point belt systems, but we believe them to be effective.

Also, the Schroth ASM four-point belt system has been tested by the manufacturer and found to be effective, but is not officially certified (SFI/FIA).

**Thank you for choosing Hooked On Driving! This page should give you a good idea of  
What to Expect when you arrive at Sonoma Raceway**

- **Long pants are required for all drivers and any guest in the hot pit lane or as a passenger.**
- It is best to arrive with a full tank of gas. You will use a lot during the day. Gas is available at the track, but is more expensive than at a gas station. Watch your gauge during the day, if you are much below ½ tank, it's a great idea to fill up. Please do not run out of gas on the track!!!
- When you arrive at the front gate you will be met by a track employee and ask you and your guests to sign a track waiver. There is no charge at the gate and this waiver is just for the track.
- Once the waiver is signed you will be directed into the “paddock” which is really just the parking lot. You will see how other cars have parked or you can ask one of our HOD team with yellow shirts and big smiles to help you find a spot. They can also answer any questions you might have.
- After you park you will want to empty your car of all loose gear. Some folks bring a plastic tub and place their gear in it. Your gear will be OK for the day, just on the ground near your car. You are welcome to bring inside if you have any concerns. Our check-in is inside the main clubhouse.
- Next you should bring in your helmet and get checked in. **If we have seen your helmet recently and you have a current HOD 2015 or 2020 sticker on it, no need to bring in it.** If you have not completed the annual waiver and the annual tech sheet E-Signature forms online, you will be asked to complete a self tech sheet or waiver for today's event. To see if you are good to go...Go to the HOD website, choose your account in the top right corner and see if you have completed the documents.

**NOTE:** Your helmet must be a SA2015 or newer helmet. NO “M” (motorcycle) helmets are allowed.

- At check-in, you will get your run group letter, a lunch ticket and your driver's wristband. Schedules, track maps, flag review sheets are all available at the check-in desk.
- 6” numbers are required on both sides of your car. Vinyl numbers are available from HOD for \$10/set. If you prefer to bring blue tape and do it yourself... all good!
- If you have a guest, please have them sign the waiver at check-in and the emergency contact form and get their passenger wristband. This will allow them to ride with a coach on track or with you. We can rent helmets to guests after 9 am to make sure our paid drivers have rented theirs first. Guests may purchase lunch from the track cafe at the main window.

- If you are driving a convertible, please take a look at our convertible policy to make sure you can drive on track. <https://www.hookedondriving.com/important-documents>
- When you get back to your car, place the number and letter stickers on the outside, upper passenger side of your windshield. See other cars in the paddock for guidance on placement if needed.
- Don't forget, windows must be down whenever you are on the track.
- Check your event schedule for the time of all driver meetings and location. This may change from track to track, so find out before, so you're not late. When you get to this meeting, your car should be 100% ready to go on track, car empty, stickers on windshield, your wristband. Individual group meetings will break out from the all drivers meeting. Most group leaders will let you know when there are going to be downloads. Please check with them to verify.
- There are different passing rules for each run group. Your group lead will be very specific on where those zones are, and how we run our passing protocols.
- **Please make sure you know how to get on and off the track. Sounds funny, but it has happened, and then it's not so funny.**
- After you're on track session, your group lead will let you know about download meetings. These happen immediately after your driving session.
- The grid is where you will line up before heading out on track. HOD releases the faster, more experienced drivers first. At Sonoma, this is the left side rows. The far right will be the last to be released on track. You can arrive at the grid after the run group before you have been released to go on track.
- Lunch for the registered driver is included in your registration fee. Lunch starts at 11:30 and ends around 1:30. If you are done with your morning track sessions and downloads, head over to the cafe with your lunch ticket.

Our goal is for you to have fun, learn about your car and to be safe. If you have concerns, ever, please speak to your group leader, or Teri Barrett, Operations Manager [TeriB@HookedOnDriving.com](mailto:TeriB@HookedOnDriving.com) or at 707 495 0374, and we will do what we can to make it right!

We hope you have a blast with Hooked On Driving! A day or two after the event, expect an email from us with a link to our Quality Control Survey. Please take a few minutes and tell us if we met your expectations.

**Thank you!!!**

# Sonoma Raceway Map And HOD Passing Rules



## Passing Rules

### Groups A and B

All Passes on the Left

Point-By Required, One for Each Car  
Passing Zones:, T4-5, T6a-7, T10-11, T11-1

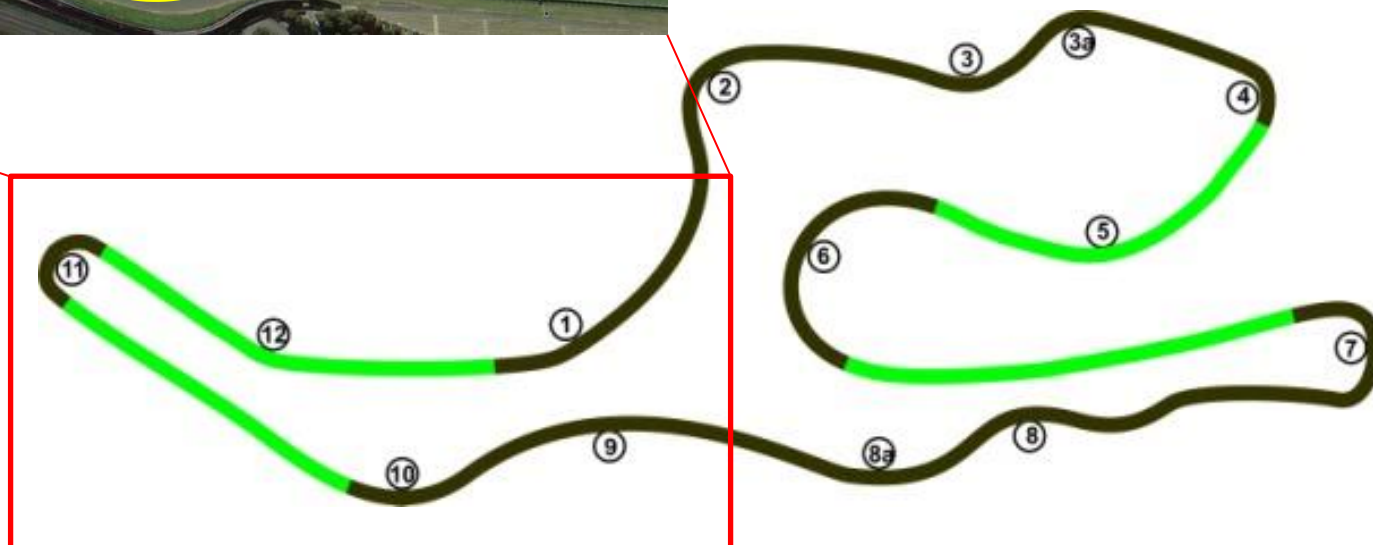
### Groups C and D

Pass on Either Side

Point-By Required for Group C

Point-By **NOT** Required for Group D


All Passes Must Demonstrate Good Judgment  
With Safety the Over-riding Factor



# Flag Review



**Green Flag - Track Open**



**Standing Yellow Flag** – ABSOLUTELY NO PASSING until completely passed the incident and a manned flag station with no Yellow flag. There may be several yellow flags before the incident. SLOW DOWN, NO PASSING.

**Waving Yellow Flag** – Caution, incident is very near. Slow down, be prepared to stop. ABSOLUTELY NO PASSING until completely passed the incident and a manned flag station with no Yellow flag.



**Black Flag Waving at YOU** – Return to hot pits to talk with HOD official.

**Furled Black Flag** – Warning that YOU are driving in an unsafe manner and that you need to maintain control.

**Black Flag Waving at ALL Stations** – Clear the track, complete the lap and return to the hot pits for instructions.



**Red Flag** – Emergency! Come to an immediate and controlled stop on the side of the pavement in a safe location and in view of a manned flag station. Emergency vehicles will be on track. NO CREEPING, stay stopped and remain in car with helmet and belts on until instructed to continue by a flagger, usually with a waving black flag. Continue with extreme caution.






**Passing Advisory Flag** – A faster car is approaching you and may want to pass. Check your mirrors and be prepared to allow a pass. Some run groups have specific passing zones and some groups require a point-by to pass. Be you know the passing rules for your run group.




**Surface Condition Flag** – Caution! Oil or some kind of debris may be on the track surface or a slippery condition may exist. Typically only shown for 2 laps.



**White Flag** – Emergency vehicle or slow moving vehicle on track.



**Mechanical Black Flag (meatball flag)** – There may be something wrong with your car. Proceed to the hot pits at a reduced speed. If in limp mode, point other drivers by.



**Checkered Flag** – Session is over. Complete current lap and exit into the paddock. Passing rules apply during checkered flag. HOD typically displays checkered flag in two locations. Be sure you know where they will be displayed.